


LOCKER CABINETS




LOCKER CABINETS
PROFILED BACK

LOCKER CABINETS


PROFILED BACK LOCKER CABINETS



Our Profiled back locker cabinets are fabricated with 5052-H32 .100" thick aluminium. They are lightweight, strong and sturdy. All models come with our adjustable Hook and Hang system, a 1.250" inch aluminium hang rod and best of all, the door can be installed in a left or right configuration. Carefully designed with smart and functional features that are based upon 50 years of design, fabrication and installation experience.

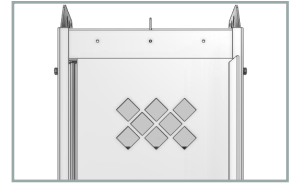


SILENT. Our shelf dividers offer are sturdy & adjustable. Fabricated with our unique Rattle Free design.




ADJUSTABLE. The top and lower shelf* can be adjusted in 2" increments.


**when applicable*



VENTILATED. Our Locker cabinets come standard with top and bottom ventilation cut-outs.




CONVENIENCE. Our unique hook&hang system is fully adjustable and comes standard in all of our locker cabinets.



SMART. Our bottom pan design gives you extra room to use a powerdrill. and is designed to bolt down on the top of the floor's strengthening ribs.




1 SHELF, 2 HOOKS AND HANG ROD



								OPTIONS		
PART NUMBER	DEEP (IN.)	WIDE (IN.)	HIGH (IN.)	NRW SHELF	NRW DIVIDERS	NRW /STD IN SHELVES	WEIGHT (LBS.)	TOP IN SHELF	BOTTOM IN SHELF	1 TOP SHELF LINER
13-1336-1	13.5	14	36	1	1	0 / 0	29	INS-111	INS-013	LNL-11
13-1536-1	15.5	14	36	1	1	0 / 0	31	INS-113	INS-015	LNL-13
13-1836-1	18.5	14	36	1	1	0 / 0	35	INS-015	INS-018	LSL-15

LOCKER CABINETS



PROFILED BACK LOCKER CABINETS



2 SHELVES, 2 HOOKS AND HANG ROD



PART NUMBER	DEEP (IN.)	WIDE (IN.)	HIGH (IN.)	NRW SHELF	NRW DIVIDERS	NRW /STD IN SHELVES	WEIGHT (LBS.)
13-1348-2	13.5	14	48	1	1	1 / 0	40
13-1548-2	15.5	14	48	1	1	1 / 0	43
13-1848-2	18.5	14	48	1	1	1 / 0	48

OPTIONS

TOP IN SHELF	BOTTOM IN SHELF	1 TOP SHELF LINER
INS-111	INS-013	LNL-11
INS-113	INS-015	LNL-13
INS-015	INS-018	LSL-15



3 SHELVES, 2 HOOKS AND HANG ROD



PART NUMBER	DEEP (IN.)	WIDE (IN.)	HIGH (IN.)	NRW SHELF	NRW DIVIDERS	NRW /STD IN SHELVES	WEIGHT (LBS.)
13-1358-3	13.5	14	58	1	1	1 / 1	50
13-1558-3	15.5	14	58	1	1	1 / 1	54
13-1858-3	18.5	14	58	1	1	1 / 1	59

OPTIONS

TOP IN SHELF	BOTTOM IN SHELF	1 TOP SHELF LINER
INS-011	INS-013	LSL-11
INS-013	INS-015	LSL-13
INS-115	INS-018	LNL-15

LOCKER CABINETS

PROFILED BACK LOCKER CABINETS



3 SHELVES, 2 HOOKS AND HANG ROD



PART NUMBER	DEEP (IN.)	WIDE (IN.)	HIGH (IN.)	NRW SHELF	NRW DIVIDERS	NRW /STD IN SHELVES	WEIGHT (LBS.)
13-1363-3	13.5	14	63	1	1	1 / 1	54
13-1563-3	15.5	14	63	1	1	1 / 1	58
13-1863-3	18.5	14	63	1	1	1 / 1	64

OPTIONS

TOP IN SHELF	BOTTOM IN SHELF	1 TOP SHELF LINER
INS-011	INS-013	LSL-11
INS-013	INS-015	LSL-13
INS-115	INS-018	LNL-15



3 SHELVES, 2 HOOKS AND HANG ROD



PART NUMBER	DEEP (IN.)	WIDE (IN.)	HIGH (IN.)	NRW SHELF	NRW DIVIDERS	NRW /STD IN SHELVES	WEIGHT (LBS.)
13-1372-3	13.5	14	72	1	1	1 / 1	60
13-1572-3	15.5	14	72	1	1	1 / 1	65
13-1872-3	18.5	14	72	1	1	1 / 1	71

OPTIONS

TOP IN SHELF	BOTTOM IN SHELF	1 TOP SHELF LINER
INS-111	INS-013	LNL-11
INS-113	INS-015	LNL-13
INS-015	INS-018	LSL-15